



LEVITATING GLOBE - small OPERATING INSTRUCTIONS



Thank you for choosing our product bringing you an experience of levitation. When used properly, the globe will overcome gravity and float freely.

Figure 1:



Accessories: C-shaped body, Globe, Power adapter and User manual

SOLLAU S.R.O.

Hřivínův Újezd 212 | 763 07 Velký Ořechov | Czech Republic
Tel.: +420 576 013 873 | E-mail: eshop@sollau.com
INo.: 29261759 | Tax INo.: CZ29261759

WWW.ESHOP.SOLLAU.COM

LEVITATING GLOBE - small

OPERATING INSTRUCTIONS



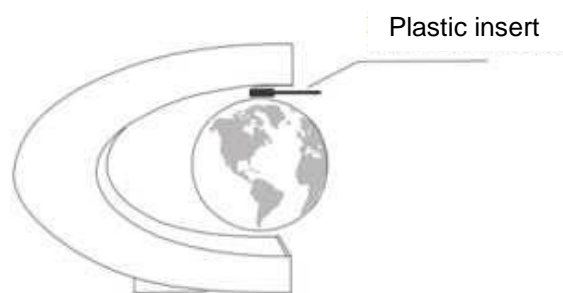
PRODUCT PARTS



1 C-shaped body (with LED lighting) | 2 Power supply base | 3 Globe | 4 Power adapter cable | 5 Power adapter | 6 Plastic insert

INSTRUCTIONS

1. Place the C-shaped body "1" on an even on-metallic surface. An uneven or metallic surface could adversely affect the functionality of this product.
2. Connect the Power adapter cable "4" to the Power supply base "2" and connect the Power adapter "5" to the mains. If the base is properly powered, the LED lights will illuminate.
3. Place Plastic Insert "6" between the Globe "3" and C-shaped body "1" as shown below. Once the circuit is closed, you can remove the plastic insert and watch the floating Globe. The plastic insert will make it easier to place the Globe in the floating position. However, with a little feeling the Globe can be placed into the floating position also without it.



4. The product will be switched off by unplugging the Power Adapter "5" from the mains. Attention: As soon as the product is switched off, the Globe "3" will no longer levitate and will fall. Therefore, switch off the device only after manually lowering the Globe from the levitating position.

SOLLAU S.R.O.

Hřivínův Újezd 212 | 763 07 Velký Ořechov | Czech Republic
Tel.: +420 576 013 873 | E-mail: eshop@sollau.com
INo.: 29261759 | Tax INo.: CZ29261759

WWW.ESHOP.SOLLAU.COM

LEVITATING GLOBE - small OPERATING INSTRUCTIONS



Important Notices:

If the product shows any signs of malfunction or failure, it is important to stop its use immediately and contact the dealer (manufacturer) for more information.

For the correct and safe operation of the product, it is crucial to use a voltage lower than that of the public power mains. Therefore, always use the supplied Power adapter "5" pursuant to the instructions in this manual. See the Technical specifications and information about the supplied Power adapter given on its label.

Use only the Power adapter "5" supplied with the product and/or an adapter approved by the manufacturer of this product.

Matters Requiring Attention

1. Never allow the product parts to fall on the floor. Any hard impact or collision with other objects can damage its system.
2. Never take out the magnet from the magnetic levitation system.
3. Do not shake the C-shaped body "1" heavily or bang into it.
4. Keep the levitating Globe "1" at least 20 cm away from other electrical devices such as laptops, computers, speakers, mobile phones, etc. Magnetic interference could adversely affect the system's function.
5. Walkie-talkies, mobile phones and other powerful electromagnetic devices should be placed at least 1 meter away from the Power base "2". High levels of electromagnetic interference can lead to sudden loss of the Globe levitation.

SOLLAU S.R.O.

Hřivínův Újezd 212 | 763 07 Velký Ořechov | Czech Republic
Tel.: +420 576 013 873 | E-mail: eshop@sollau.com
INo.: 29261759 | Tax INo.: CZ29261759

WWW.ESHOP.SOLLAU.COM